

The OVERALL TAX RATE is comprised of 4 different rates, circled in red below.

In 2023 the Town portion (Municipal) accounted for (\$1.88) or 14% of the total tax rate.

Part 2 of 2 Bills

**DOG RENEWAL DUE
JANUARY 1 - APRIL 30**

TOWN OF NORTHWOOD
TAX COLLECTOR'S OFFICE
818 FIRST NH TPKE
NORTHWOOD NH 03261-3342

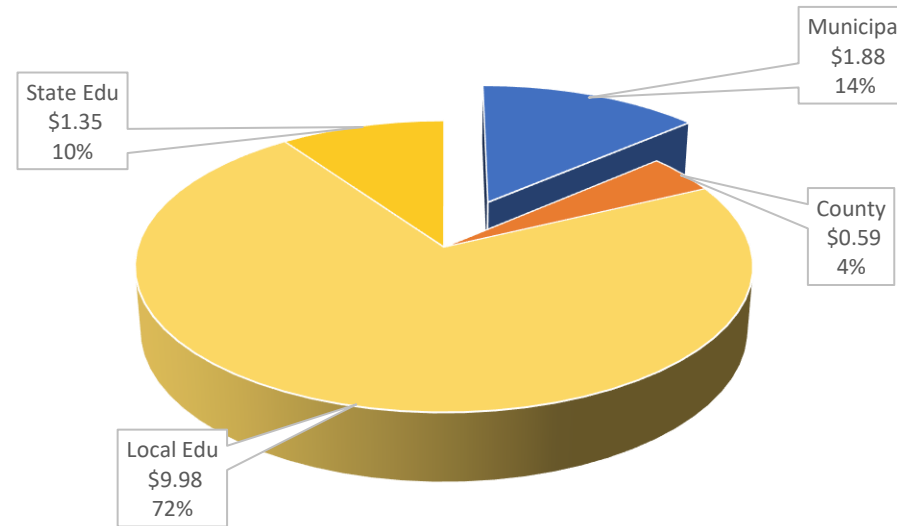
Mon.-Thurs. 8:30am-4:00pm
*Sat. 1st & 3rd 8:30am-11:30am
*week of each month

PHONE: (603) 942-5586

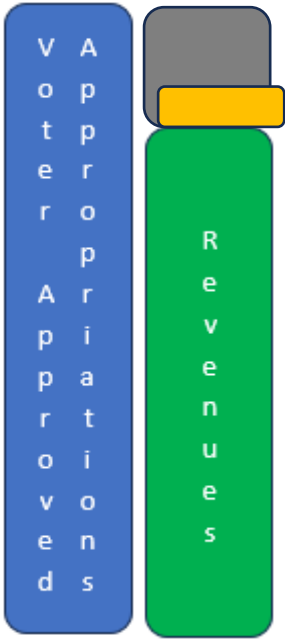
PROPERTY TAX BILL

TAX YEAR	BILL NUMBER	BILLING DATE	INTEREST RATE	DUE DATE
2023	041401	12/11/2023	8% IF PAID AFTER	1/10/2024
MAP/PARCEL	LOCATION OF PROPERTY		AREA	
000-0000000	[REDACTED]		[REDACTED]	
OWNER OF RECORD		TAX CALCULATION		
[REDACTED] 62 NORTHWOOD, NH 03261		TOTAL TAX	7,095.00	
		FIRST BILL	3,109.00	
		CREDIT	250.00	
TAX RATES / \$1,000	ASSESSED VALUATION		AMOUNT DUE	3,736.00
MUNICIPAL 1.88	LAND 197,000			
SCHOOL 9.98	BUILDINGS 317,100			
STATE 1.35	CURR USE 0			
COUNTY 0.59				
VILLAGE 0.00				
TOTAL 13.80	NET VALUE 514,100	AMOUNT TO PAY	3,736.00	

2023 Tax Rate Breakdown

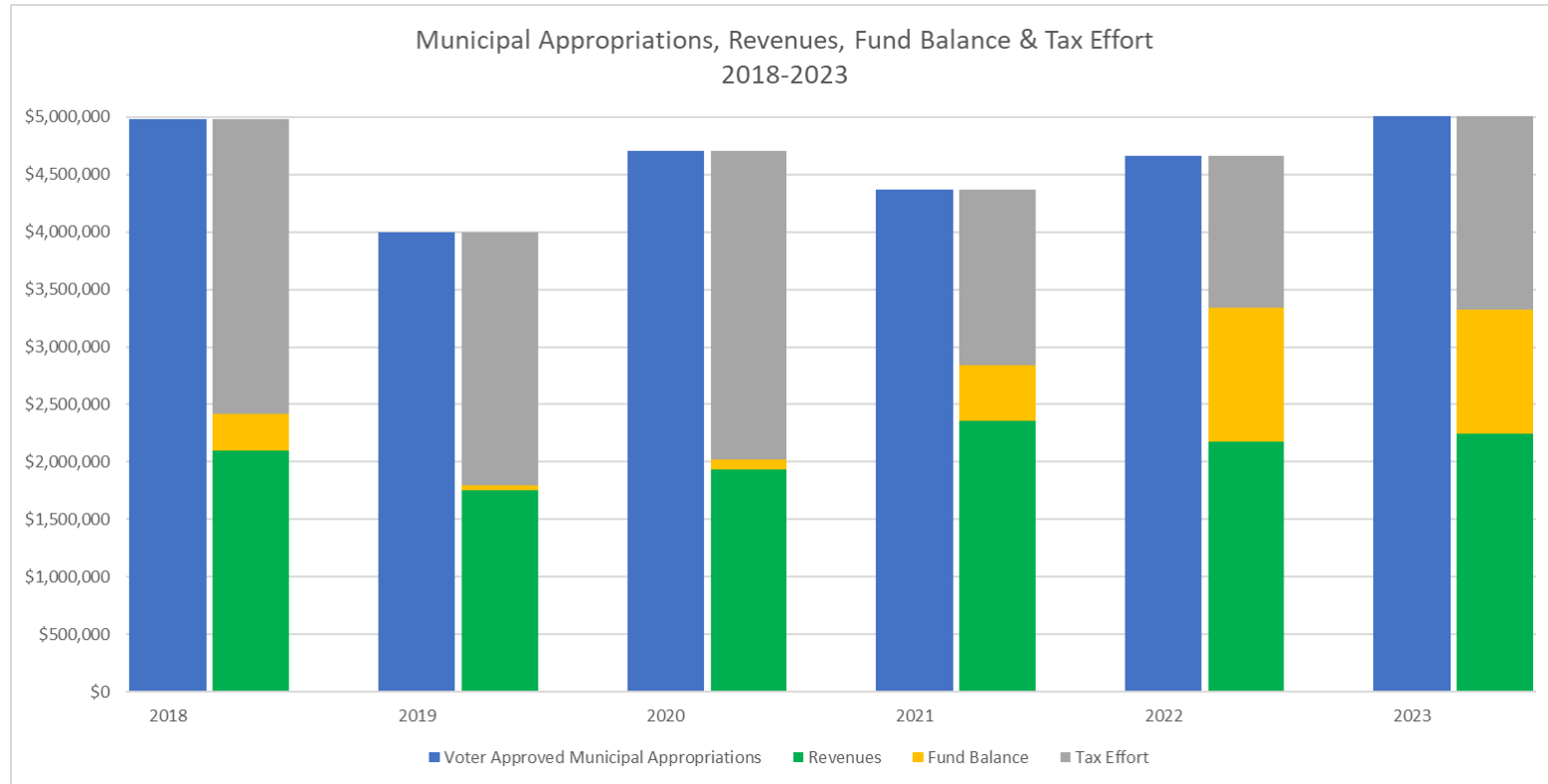


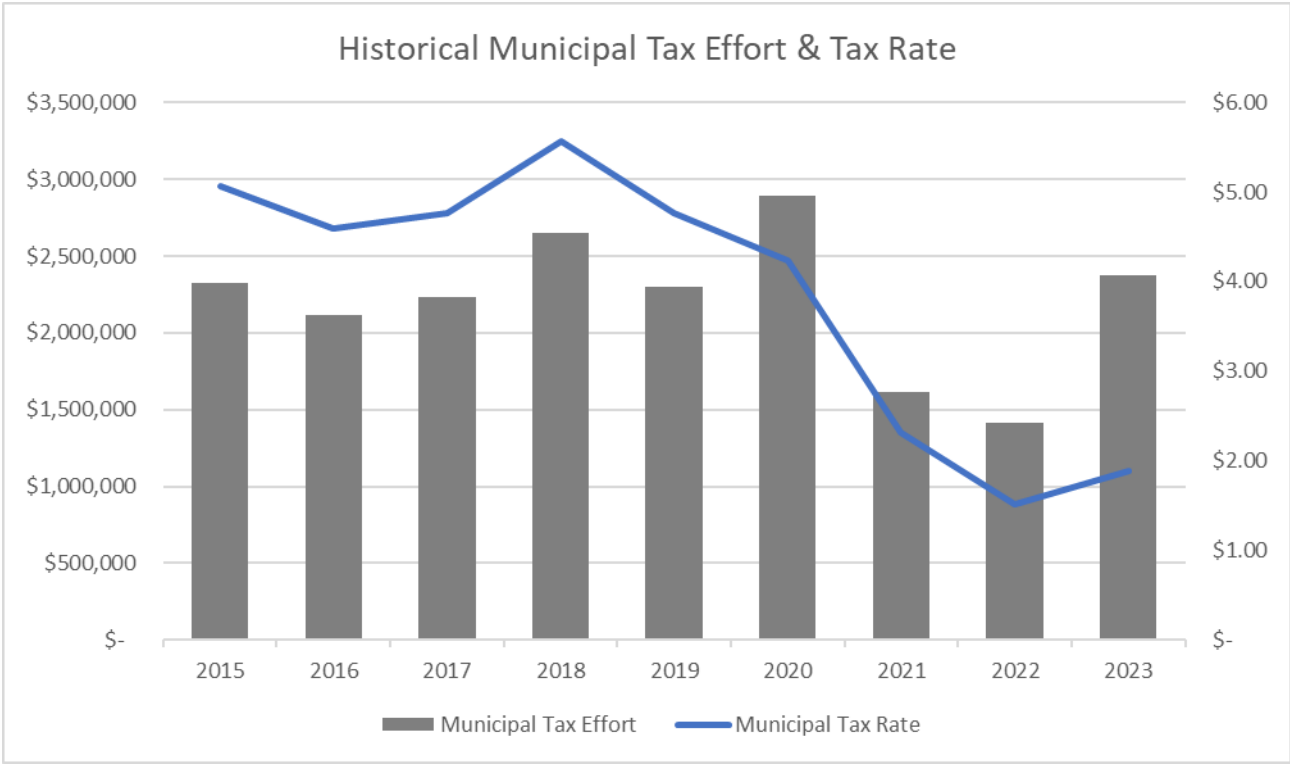
Questions about the School Tax Rate should be directed to the SAU/School Board, likewise questions about the County Tax should be directed to the Rockingham County Commissioners.



← Property Taxes are the difference between Voter Approved Appropriations and Revenues (Tax Effort).

← Tax Effort can be reduced using Fund Balance





Final Tax Rate is a function of overall tax effort and the total assessed value of all taxable property in the Town

How do we compare to neighboring communities?

Overall Rate...

year	Northwood Total Rate	Barrington	Deerfield	Epsom	Nottingham	Pittsfield	Strafford
2015	\$ 24.98	\$ 25.22	\$ 22.01	\$ 23.82	\$ 20.34	\$ 30.28	\$ 21.81
2016	\$ 23.98	\$ 26.04	\$ 22.20	\$ 25.03	\$ 20.65	\$ 32.25	\$ 21.25
2017	\$ 25.32	\$ 24.08	\$ 23.30	\$ 25.67	\$ 20.95	\$ 33.46	\$ 22.29
2018	\$ 25.68	\$ 24.78	\$ 23.07	\$ 25.97	\$ 22.64	\$ 33.35	\$ 23.63
2019	\$ 22.52	\$ 22.67	\$ 23.11	\$ 27.09	\$ 22.50	\$ 32.86	\$ 23.47
2020	\$ 17.77	\$ 22.77	\$ 19.67	\$ 21.83	\$ 18.76	\$ 24.72	\$ 25.65
2021	\$ 15.47	\$ 19.50	\$ 18.80	\$ 23.64	\$ 19.42	\$ 23.99	\$ 18.46
2022	\$ 12.58	\$ 19.85	\$ 18.32	\$ 23.84	\$ 19.11	\$ 23.78	\$ 17.13
2023	\$ 13.80	\$ 16.69	\$ 22.66	\$ 24.63	\$ 21.44	\$ 24.97	\$ 18.64

How do we compare to neighboring communities?

2023 Tax Rate Components as a % of Overall Tax Rate

%	Municipal Tax Rate	Local Edu	State Edu	County
Barrington	15.9%	66.6%	7.2%	10.3%
Deerfield	20.0%	69.0%	7.3%	3.7%
Epsom	14.8%	68.8%	7.3%	9.1%
Nottingham	18.8%	69.2%	8.1%	3.9%
Pittsfield	31.9%	51.9%	6.6%	9.5%
Strafford	17.1%	60.8%	8.4%	13.7%
NORTHWOOD	13.6%	72.3%	9.8%	4.3%